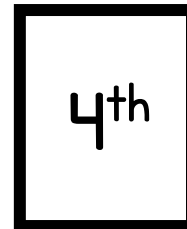
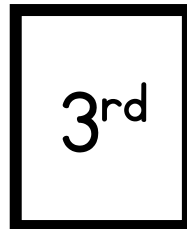

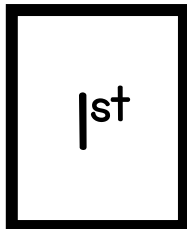


Ordinal Numbers Assessment Ideas

You can also use the cards that follow this page to complete student assessments. Here are two ideas for assessing your students.

Example One: Have students place the picture cards in a straight row. Give students verbal directions and have them move a particular card to a certain position to show their understanding of ordinal numbers. Teacher: "Move the drum to the fifth place in line." "The dinosaur is the tenth toy, show me where it should go in the line."


Example Two: The numeral cards can be paired with the picture cards. First have the students arrange the number cards in a line in the correct order. Next give them verbal directions to place toys to demonstrate their understanding. Teacher: "Place the robot in the second spot. Put the bear in fifth place." And so on.






bear

©2022 Resource Ranch, LLC




controller

©2022 Resource Ranch, LLC




blocks

©2022 Resource Ranch, LLC




boat

©2022 Resource Ranch, LLC




puzzle

©2022 Resource Ranch, LLC




doll

©2022 Resource Ranch, LLC




plane

©2022 Resource Ranch, LLC




dinosaur

©2022 Resource Ranch, LLC




drum

©2022 Resource Ranch, LLC




camera

©2022 Resource Ranch, LLC



robot



truck

©2022 Resource Ranch, LLC

1st

2nd

3rd

4th

5th

6th

7th

8th

9th

10th

11th

12th